

SIES College Of Management Studies

NERUL, NAVI MUMBAI

Balance Sheet

1-Apr-2021 to 31-Mar-2022

Liabilities	as at 31-Mar-2022		Assets	as at 31-Mar-2022	
Capital Account - (Schedule A)		8,692,425	Fixed Assets (Schedule C)		54,572,178
Capital Equipment Fund	156,250		Building	79,333,896	
Staff Gratuity Fund	8,536,175		Computer & Electronic Equipments	28,792,205	
			Electrical Equipments & Installations	35,985,433	
Current Liabilities (Schedule B)		198,711	Furniture & Fixtures	12,067,229	
Sundry Creditors	56,561		Land	18,915,175	
Students Deposit & Other Advance Received	111,674		Motor Cars	1,013,272	
Duties and Taxes	30,476		Solar Panel (Building Utility)	3,129,000	
			Solar Power Generation System	2,088,750	
Current Liabilities Others (Schedule B)		834,817	Less : - Depreciation Reserve Building	(55,498,680)	
Outstanding Dues Payable	31,185		Less : - Depreciation Reserve Computer & Electronics Equipments	(28,165,213)	
Provision for Expenditure	801,628		Less : - Depreciation Reserve Electrical Equipments & Installations	(29,731,440)	
Unutilised Project Grant	2,004		Less : - Depreciation Reserve Furniture & Fixtures	(7,860,642)	
			Less : - Depreciation Reserve Motor Car	(281,183)	
Profit & Loss A/c		1,062,651,467	Less : - Depreciation Reserve Solar Panel (Building Utility)	(5,215,625)	
Opening Balance	1,070,626,089				
Current Period	(7,974,623)		Investments (Schedule D)		22,000,000
			Current Assets (Schedule E)		9,422,501
			Deposits (Asset) & Advances	2,659,108	
			Bank Accounts	835,502	
			Fee Receivable	1,666,465	
			Fee Receivable - SC/ST	512,063	
			Other Receivable	30,476	
			Prepaid Expenses	3,718,887	
			Branch / Divisions		986,382,741
			Interunit Transactions	214,015,976	
			Transfer of Funds - In	(676,535,467)	
			Transfer of Funds - Out	1,469,102,232	
			Transfer of Funds - Out (Society)	(20,200,000)	
Total		1,072,377,420	Total		1,072,377,420

G. Sankar

G. Sankar
Partner
M/s V.Sankar Aiyar & Co.



Dr. Suhas Tambe

Dr. Suhas Tambe
Director



V.S. Murugan


V.S. Murugan
(Accountant)

SIES College Of Management Studies
NERUL, NAVI MUMBAI

Balance Sheet

1-Apr-2019 to 31-Mar-2020

Liabilities	SIES College Of Management as at 31-Mar-2020		Assets	SIES College Of Management Studies as at 31-Mar-2020	
Capital Account		1,56,250	Fixed Assets		6,33,17,930
Capital Equipment Fund	1,56,250		Building	7,93,33,896	
			Computer & Electronic Equipments	2,82,19,020	
Loans (Liability)		-	Electrical Equipments & Installations	3,59,26,463	
Loans & Advances (Liability)	-		Furniture & Fixtures	1,20,67,229	
			Land	1,89,15,175	
Current Liabilities		15,26,800	Motor Cars	9,46,602	
Duties & Taxes			Solar Panel (Building Utility)	31,29,000	
Sundry Creditors	11,63,519		Solar Power Generation System	20,88,750	
Retention Money	-		Less : - Depreciation Reserve Building	(4,99,07,703)	
Security Deposits Received	-		Less : - Depreciation Reserve Computer & Electronics Equip	(2,70,50,563)	
Students Deposit & Other Advance Received	3,63,281		Less : - Depreciation Reserve Electrical Equipments & Instal	(2,73,29,388)	
			Less : - Depreciation Reserve Furniture & Fixtures	(68,73,911)	
Current Liabilities Others		26,04,069	Less : - Depreciation Reserve Motor Car	(9,46,602)	
Outstanding Dues Payable	14,71,185		Less : - Depreciation Reserve Solar Panel (Building Utility)	(52,00,039)	
Unutilised Project Grants	-				
DTE Facilitation Centre Charges Payable	-		Investments		1,88,00,000
Monthly Provisional Expenses	-				
Provision for Expenditure	11,32,884		Current Assets		76,84,179
			Deposits (Asset)	25,89,259	
Profit & Loss A/c		1,04,12,40,901	Loans & Advances (Asset)	(6,692)	
Opening Balance	94,23,10,915		Sundry Debtors	17,31,890	
Current Period	9,89,29,985		Bank Accounts	14,58,026	
			Fee Receivable	1,40,000	
			Fee Receivable - SC/ST	5,69,181	
			Tax Status	8,81,794	
			Prepaid Expenses	3,20,721	
			Branch / Divisions		95,57,25,911
			Interunit Transactions	26,68,78,941	
			Transfer of Funds - In	(51,44,16,821)	
			Transfer of Funds - Out	1,22,20,63,791	
			Transfer of Funds - Out (Society)	(1,88,00,000)	
Total		1,04,55,28,020	Total		1,04,55,28,020



B. Arame

DIRECTOR

SIES COLLEGE OF MANAGEMENT STUDIES
PLOT 1-E, SECTOR V, NERUL,
NAVI MUMBAI - 400 706.


B. Arame



SIES COLLEGE OF MANAGEMENT STUDIES					
Income & Expenditure Account for the year ended 31st March, 2020					
31.03.2019	Expenditure	31.03.2020	31.03.2019	Income	31.03.2020
Amount (Rs.)		Amount (Rs.)	Amount (Rs.)		Amount (Rs.)
7,39,22,297	Salaries & Allowances	7,44,50,338	6,43,701	Interest received	5,52,709
3,61,387	Retainership paid	2,26,435	19,87,21,383	Fees Including Development Charges	20,39,98,149
17,81,580	Rent, Rate & Taxes	17,13,135	63,26,000	Sale of Application Forms	63,70,379
2,76,165	Water Charges	2,14,423	6,74,263	Other Academic Course Fee	2,20,252
9,47,005	Annual Maintenance Contracts	8,81,330	9,99,707	Other Fee Income	20,91,459
15,70,882	Repairs & Maintenance	9,57,204	14,025	Other Income	13,140
22,10,064	Licence Fee Renewal	22,33,192	54,343	Project Income	38,622
7,39,211	Printing & Stationery	5,05,484	7,78,881	Sponsorship Received for the Events	5,11,279
7,93,593	Postage & Telephone	11,46,170	27,735	Miscellaneous receipts	77,231
44,98,209	Electricity Charges	45,13,092			
1,76,060	Insurance Charges	1,99,856			
16,72,482	Advertisement & Publicity	26,43,115			
47,350	Conveyance & Travelling	94,579			
1,51,280	Consumables	1,02,788			
10,29,458	College Annual Events	17,73,560			
1,738	Audit fees	-			
5,03,000	Legal & Professional Service Charges	13,27,650			
17,23,168	Remuneration paid	29,25,083			
29,33,863	Administrative Expenses	36,70,594			
8,28,224	Affiliation Fees	7,82,106			
13,923	Bank Charges	16,832			
35,94,292	Housekeeping & Security	39,27,820			
27,62,569	Books & Periodicals	15,62,480			
9,61,247	Student Activity Expenses	5,40,767			
6,11,900	Workshops & Seminars	15,62,578			
2,17,631	Miscellaneous Expenses	(38)			
-	Endowment Disbursement	2,81,112			
11,626	ISR Activities Expenses	3,855			
2,55,868	Project Expenses	4,74,138			
75,34,108	Depreciation	62,13,558			
9,61,09,861	Excess of Income over Expenditure	9,89,29,985			
20,82,40,039	Total	21,38,73,220	20,82,40,039	Total	21,38,73,220



G. Sankar
Partner
M/s V.Sankar Aiyar & Co.



Dr. Bigyan Verma
Director

V.S. Murugan
(Accountant)

**SIES College Of Management Studies
NERUL, NAVI MUMBAI**

Balance Sheet

1-Apr-2018 to 31-Mar-2019

Liabilities	SIES College Of Management as at 31-Mar-2019		Assets	SIES College Of Management Studies as at 31-Mar-2019	
Capital Account		156,250	Fixed Assets		69,046,456
Capital Equipment Fund	156,250		Building	79,333,896	
			Computer & Electronic Equipments	28,016,750	
			Electrical Equipments & Installations	35,757,991	
Loans (Liability)		-	Furniture & Fixtures	11,952,939	
Loans & Advances (Liability)	-		Land	18,915,175	
			Motor Cars	946,602	
Current Liabilities		595,613	Solar Panel (Building Utility)	3,129,000	
Duties & Taxes			Solar Power Generation System	2,088,750	
Sundry Creditors	350,572		Less : - Depreciation Reserve Building	(46,638,126)	
Retention Money	-		Less : - Depreciation Reserve Computer & Electronics Equip	(26,271,593)	
Security Deposits Received	-		Less : - Depreciation Reserve Electrical Equipments & Instal	(25,812,257)	
Students Deposit & Other Advance Received	245,041		Less : - Depreciation Reserve Furniture & Fixtures	(6,296,876)	
			Less : - Depreciation Reserve Motor Car	(946,602)	
Current Liabilities Others		1,562,710	Less : - Depreciation Reserve Solar Panel (Building Utility)	(5,129,194)	
Outstanding Dues Payable	1,471,185				
Unutilised Project Grants	-		Investments		11,300,000
DTE Facilitation Centre Charges Payable	-				
Monthly Provisional Expenses	-		Current Assets		11,324,184
Provision for Expenditure	91,525		Deposits (Asset)	2,589,259	
			Loans & Advances (Asset)	730,081	
Profit & Loss A/c		942,310,915	Sundry Debtors	2,321,843	
Opening Balance	846,201,054		Bank Accounts	2,905,043	
Current Period	96,109,861		Fee Receivable	273,000	
			Fee Receivable - SC/ST	1,469,373	
			Tax Status	305,245	
			Prepaid Expenses	730,340	
			Branch / Divisions		852,954,849
			Interunit Transactions	279,363,956	
			Transfer of Funds - In	(456,872,898)	
			Transfer of Funds - Out	1,041,763,791	
			Transfer of Funds - Out (Society)	(11,300,000)	
Total		944,625,488	Total		944,625,488

R. Prasad
DIRECTOR

SIES COLLEGE OF MANAGEMENT STUDIES
PLOT 1-E, SECTOR V, NERUL,
NAVI MUMBAI - 400 705.

OR V. SANKAR AIYAR & CO.
CHARTERED ACCOUNTANTS
FIRM REGN. No. 109208W

(G. SANKAR)
PARTNER
M. No. 46050

SIES College Of Management Studies
NERUL, NAVI MUMBAI
Income & Expenditure Statement
1-Apr-2018 to 31-Mar-2019

Particulars	Amount	Particulars	Amount
Expenses	112,130,178	Incomes	208,240,039
Administrative Expenses	2,933,863	Fees Including Development charges	198,721,383
Advertisement & Publicity	1,672,482	Sale of Application Forms	6,326,000
Affiliation Fees	828,224	Other Academic Course Fee	674,263
Annual Maintenance Contracts	947,005	Other Fee Income	999,707
Audit Fees	1,738	Other Income	14,025
Bank Charges	13,923	Project Income	54,343
Books & Periodicals	2,762,569	Interest Received	643,701
College Annual Events	1,029,458	Sponsorship Received for the Events	778,881
Consumables	151,280	Miscellaneous Receipts	27,735
Conveyance & Travelling	47,350		
Depreciation	7,534,108		
Electricity Charges	4,498,209		
Housekeeping & Security	3,594,292		
Insurance Charges	176,060		
ISR Activities Expenses	11,626		
Legal & Professional Service Charges	503,000		
Licence Fee Renewal	2,210,064		
Miscellaneous Expenses	217,631		
Postage & Telephone	793,593		
Printing & Stationery	739,211		
Remuneration Paid	1,723,168		
Rent Rate & Taxes	1,781,580		
Repairs & Maintainance	1,570,882		
Retainership Paid	361,387		
Salary & Allowances	73,922,297		
Student Activity Expenses	961,247		
Water Charges	276,165		
Workshops & Seminars	611,900		
Project Expenses	255,868		
Excess of Income over Expenditure	96,109,861		
Total	208,240,039	Total	208,240,039


[Signature]

DIRECTOR

SIES COLLEGE OF MANAGEMENT STUDIES
PLOT 1-E, SECTOR V, NERUL,
NAVI MUMBAI - 400 705.

DR V. SANKAR AIYAR & CO.
CHARTERED ACCOUNTANTS
FIRM REGN. No. 109208W

[Signature]
(G. SANKAR)
PARTNER
M. No. 46050



SIES College Of Management Studies
NERUL, NAVI MUMBAI
Balance Sheet
1-Apr-2017 to 31-Mar-2018

Liabilities	Amount	Amount	Assets	Amount	Amount
Capital Account		156,250	Fixed Assets		73,561,006
Capital Equipment Fund	156,250		Building	79,333,896	
Loans (Liability)		-	Computer & Electronic Equipments	26,540,222	
Loans & Advances (Liability)	-		Electrical Equipments & Installations	34,179,023	
Current Liabilities		90,847	Furniture & Fixtures	11,685,419	
Duties & Taxes	-		Land	18,915,175	
Sundry Creditors	-		Motor Cars	946,602	
Retention Money	26,169		Solar Panel (Building Utility)	3,129,000	
Security Deposits Received	-		Solar Power Generation System	2,088,750	
Students Deposit & Other Advance Received	64,678		Less : - Depreciation Reserve Building	(43,005,262)	
Current Liabilities Others		1,788,872	Less : - Depreciation Reserve Computer & Electronics Equipments	(25,108,156)	
Outstanding Dues Payable	1,456,305		Less : - Depreciation Reserve Electrical Equipments & Installations	(24,057,127)	
Provision for Expenditure	-		Less : - Depreciation Reserve Furniture & Fixtures	(5,668,425)	
Unutilised Project Grants	-		Less : - Depreciation Reserve Motor Car	(643,144)	
DTE Facilitation Centre Charges Payable	-		Less : - Depreciation Reserve Solar Panel (Building Utility)	(4,774,968)	
Monthly Provisional Expenses	-				
Provision for Expenditure	332,567		Investments		11,300,000
Profit & Loss A/c		846,201,054			
Opening Balance	725,639,566		Current Assets		12,704,541
Current Period	120,561,388		Deposits (Asset)	2,689,259	
			Sundry Debtors	1,765,575	
			Bank Accounts	4,215,638	
			Fee Receivable	40,182	
			Fee Receivable - SC/ST	2,436,944	
			Other Receivables	123,900	
			Tax Status	169,490	
			Prepaid Expenses	1,313,553	
			Virtualities Event Sponsorship Receivable 2017-2018	50,000	
			Branch / Divisions		750,671,477
			Interunit Transactions	290,840,084	
			Transfer of Funds - In	(408,048,223)	
			Transfer of Funds - Out	879,179,616	
			Transfer of Funds - Out (Society)	(11,300,000)	
Total		848,237,023	Total		848,237,023

[Signature]

DIRECTOR

SIES COLLEGE OF MANAGEMENT STUDIES

PLOT 1-E, SECTOR V, NERUL



[Signature]



SIES College Of Management Studies
NERUL, NAVI MUMBAI
Income & Expenditure Statement
1-Apr-2017 to 31-Mar-2018

Particulars	Amount	Particulars	Amount
Expenses	108,733,038	Incomes	229,294,426
Administrative Expenses	2,050,713	Fees Including Development charges	218,614,501
Advertisement & Publicity	1,949,266	Sale of Application Forms	5,612,000
Affiliation Fees	692,378	Other Academic Course Fee	1,228,261
Annual Maintenance Contracts	857,156	Other Fee Income	2,519,509
Bank Charges	25,757	Interest Received	816,088
Books & Periodicals	2,120,542	Sponsorship Received for the Events	471,070
College Annual Events	1,078,321	Miscellaneous Receipts	32,997
Consumables	89,541		
Conveyance & Travelling	105,786		
Depreciation	10,464,064		
Electricity Charges	4,282,260		
Housekeeping & Security	3,169,752		
Insurance Charges	207,180		
Legal & Professional Service Charges	440,343		
Licence Fee Renewal	2,282,187		
Miscellaneous Expenses	200,013		
Postage & Telephone	826,221		
Printing & Stationery	578,292		
Remuneration Paid	1,670,675		
Rent Rate & Taxes	2,826,605		
Repairs & Maintainance	2,220,609		
Repairs & Maintainance - Motor Car	12,649		
Retainership Paid	1,216,459		
Salary & Allowances	67,704,174		
Student Activity Expenses	184,819		
Water Charges	388,961		
Workshops & Seminars	1,088,316		
Excess of Income over Expenditure	120,561,388		
Total	229,294,426	Total	229,294,426

R. Sankar
DIRECTOR
SIES COLLEGE OF MANAGEMENT STUDIES
PLOT 1-E, SECTOR V, NERUL,
NAVI MUMBAI - 400 706.

OR V. SANKAR AIYAR & CO.
 CHARTERED ACCOUNTANTS
 FIRM REGN. No. 109208W
G. Sankar
(G. SANKAR)
PARTNER
M. No. 46050

